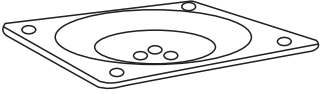

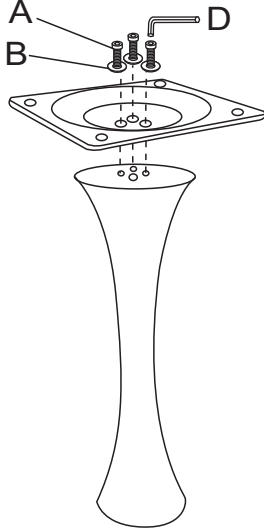
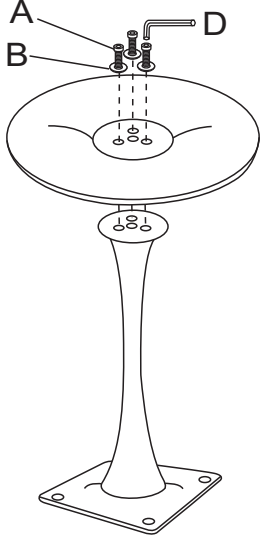

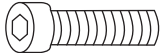
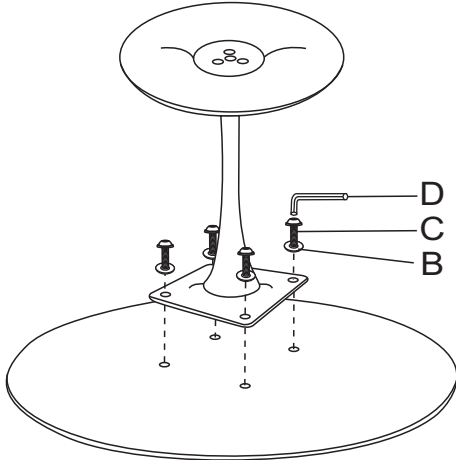

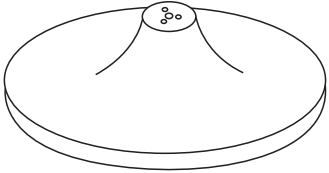
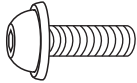



Table Schickeria MDF Top & Steel Base

Tips: A clean rug or canvas drop cloth or carton should cover your work area before assembly, to avoid table top being scratched or nicked. The extra screws are spare parts.

KARE
DESIGN

<p>Square Plate x 1</p> 	<p>Table Top x 1</p> 			<p>①</p> 	<p>②</p> 
<p>Table Leg x 1</p> 	<p>A</p>		<p>6</p>	<p>③</p> 	<p>④</p> 
<p>Table Base x 1</p> 	<p>C</p>		<p>4</p>	<p>D</p>	
	<p>D</p>		<p>1</p>		