



210070- Gab Angel Assembly Manual




1 Attach the wings at the back of the Torso by inserting the dowel screw into the holes.



2 Put the washer and nuts into the dowel screws.



3 Tighten the Nuts.



4 Attach the hanging mechanism and tighten the nuts.