



61798 MUSHROOM TABLE LAMP WITH SHADE




A (BASE)
(1PC)




B (SHADE)
(1PCS)

STEP-1 COLLECT ALL THE PARTS



BASE (A)



NOW PUT (B) ON (A) & ROTATE
CLOCK WISE

SHADE IS MANUALLY STRAIGHTENED ONCE
PLACED ON THE LAMP BASE