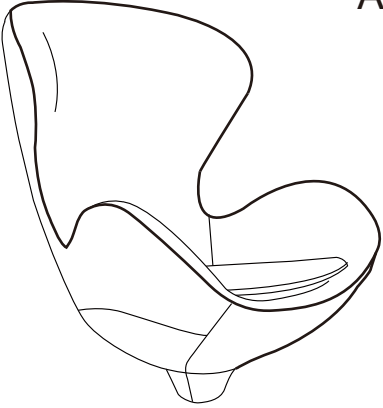




# Part Identification



















		
<p>x1</p>	<p>x1</p>	<p>x1</p>

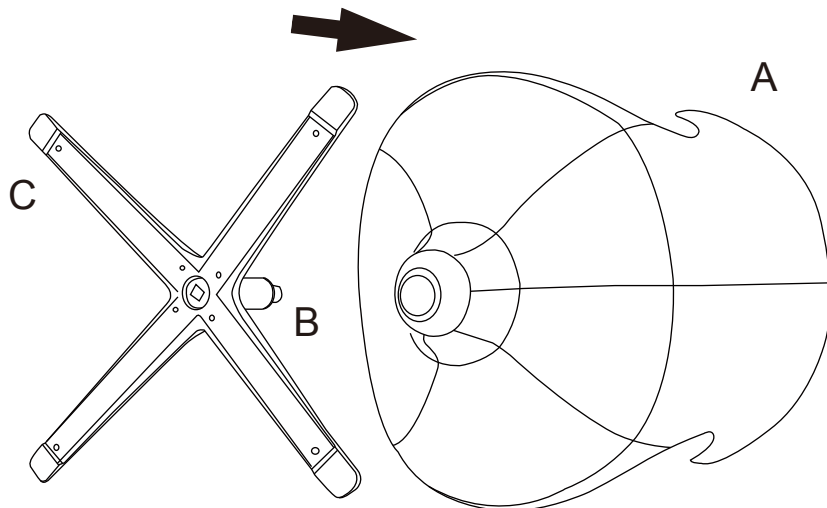
Page 1

# Care & Maintenance



-   Do not put hot items directly on furniture surface.
-   Do not clean furniture with harsh cleansers or polish.
-   Do not place furniture under direct sunlight.
-   Do not place furniture near heating or cooling vents.
-   Do not write on furniture without a padded barrier to protect the surface.
-   Do not place furniture outside. For indoor use only.
-   Stains may be removed with mild soap solution and damp cloth.
-   Dust and pick-up spills using a clean, non-colored, lint-free cloth.

Page 3



Match "A" and "C" by "B"

Page 2



**Art. 81535**  
**Swivel Chair**  
**Lounge Surprise**

**ASSEMBLY**  
**INSTRUCTIONS**

## Care & Maintenance



Do not put hot items directly on furniture surface.

Do not clean furniture with harsh cleansers or polish.

Do not place furniture under direct sunlight.

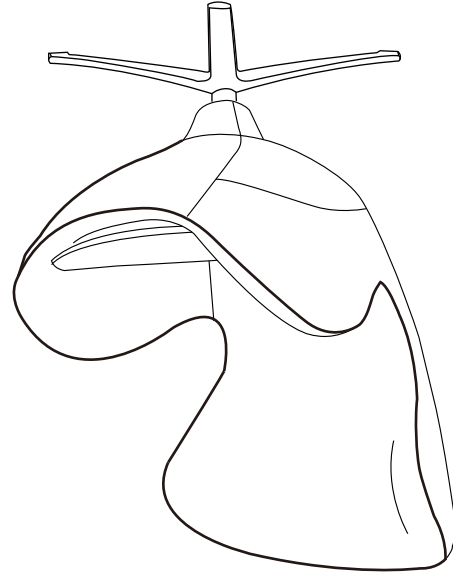
Do not place furniture near heating or cooling vents.

Do not write on furniture without a padded barrier to protect the surface.

Do not place furniture outside. For indoor use only.

Stains may be removed with mild soap solution and damp cloth.

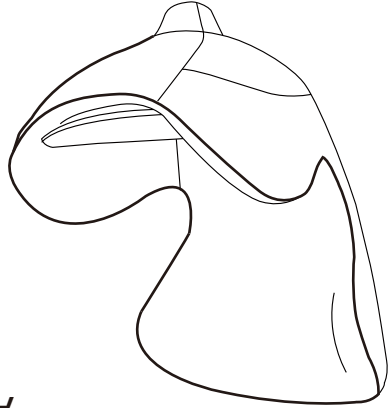


Dust and pick-up spills using a clean, non-colored, lint-free cloth.



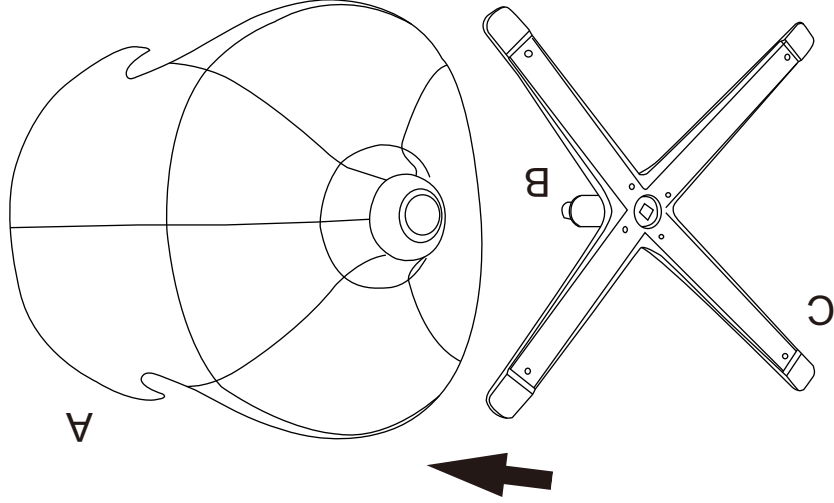
**KARE**  
DESIGN  
Art. 81535  
Swivel Chair  
Lounge Surprise

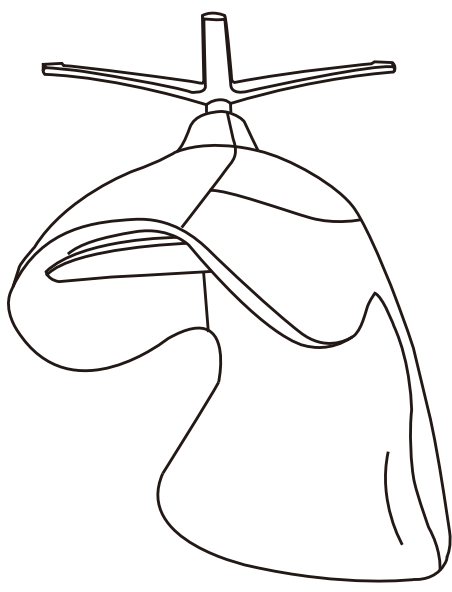
ASSEMBLY  
INSTRUCTIONS

## Part Identification

 <p>A</p>	 <p>B</p>	 <p>C</p>
<p>X1</p>	<p>X1</p>	<p>X1</p>

Match "A" and "C" by "B"





# ASSEMBLY INSTRUCTIONS

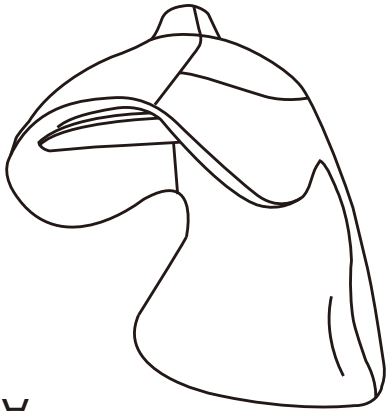


## Art.82248 Swivel Chair Lounge Surprise

**KARE**  
DESIGN

- D: Kipgefahr ! Bitte mit dem stuhl nicht schauen ! Nicht auf dem Stuhl stehen !
- GB: Risk of tipping ! Please do not swing the stool! Do not stand on the stool !
- FR: Risque de basculement ! S'il vous plaît ne pas se balancer sur le tabouret! Ne pas monter sur le tabouret !
- NL: Kantelgevaar ! Gelieve niet te schommelen op de kruk ! Ga niet op de kruk staan !
- IT: Rischio di ribaltamento ! Non dondolare con lo sgabello ! Non montare sullo sgabello !
- RU: Опасность опрокидывания ! Пожалуйста не качаться, на стул ногами не вставать !
- PL: Ryzyko wywrócenia. Proszę nie chustac się na krzesle. Nie stawac na krzesle.
- TR: Devrilme tehlikesi var! Sandelye üzerinde sallanmayiniz! Sandelyenin üzerinde ayakta durmayiniz!
- RO: Risc de răsturnare ! Va rugăm să nu vă balansați pe scaun! Nu stați în picioare pe scaun !
- SK: Varovanie, možnosť úrazu! Nestoupejte na stoličku! Prosíme, aby ste sa nehodali na stoličku!
- HU: Vigyázz! Borulékony! Ráállini tilos!



















### Part Identification

 <p>A</p>	 <p>B</p>	 <p>C</p>
X1	X1	X1

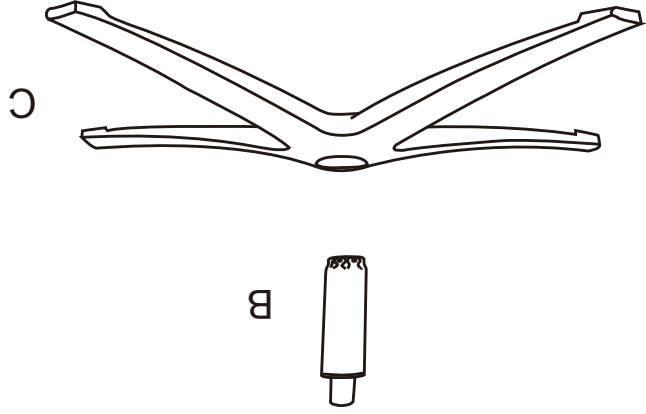
**KARE**  
DESIGN

### Care & Maintenance

-   Dust and pick-up spills using a clean, non-colored, lint-free cloth.
-   Stains may be removed with mild soap solution and damp cloth.
-   Do not place furniture outside. For indoor use only.
-   Do not write on furniture without a padded barrier to protect the surface.
-   Do not place furniture near heating or cooling vents.
-   Do not place furniture under direct sunlight.
-   Do not clean furniture with harsh cleansers or polish.
-   Do not put hot items directly on furniture surface.

**KARE**  
DESIGN

Match "C" and "B"



Match "A" and "C" by "B"

