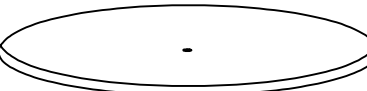
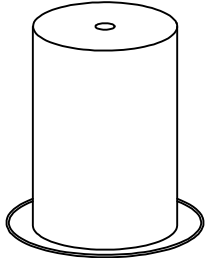

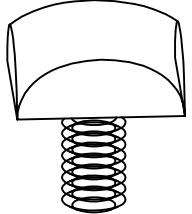
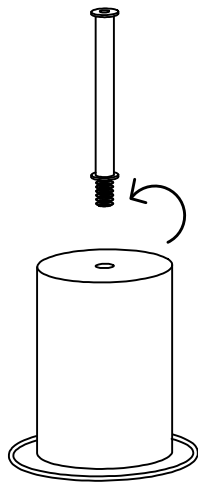


83728 - TERRAZZO COFFEE TABLE BASE WITH GLASS TOP BIG

COMPONENTS

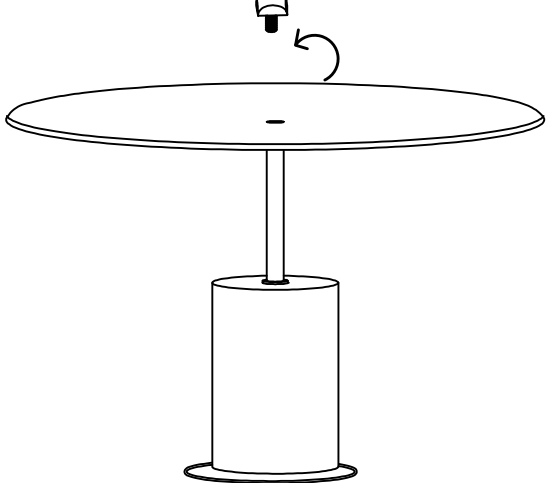
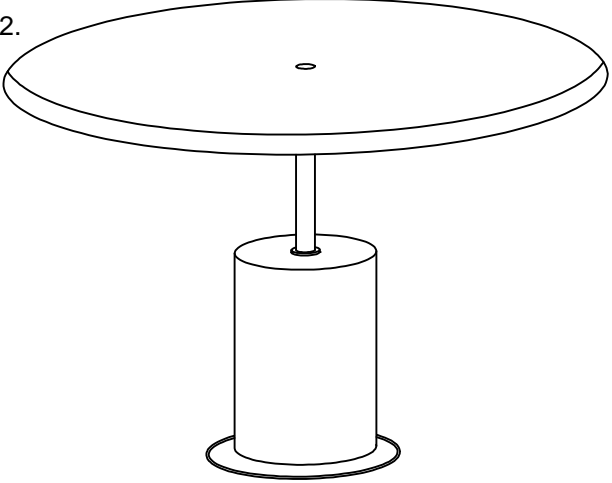
 <p>GLASS TOP 1PC.</p>	 <p>TERRAZZO BASE 1PC.</p>	 <p>IRON PILLAR 1PC.</p>	 <p>DECORATIVE BOLT 1PC.</p>
--	---	--	---

STEP 1.



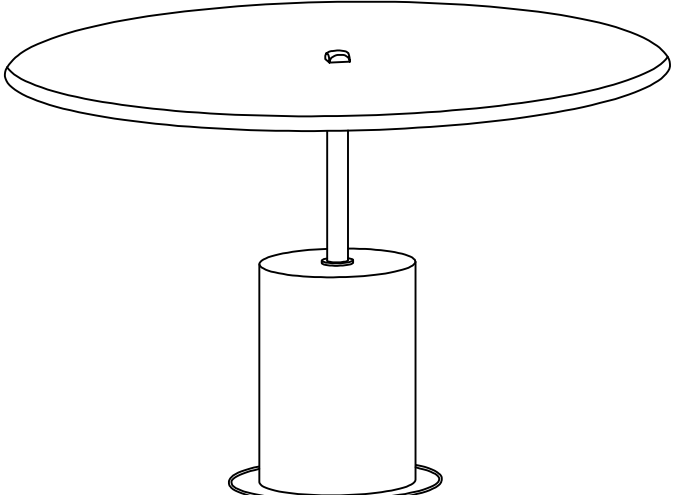
FIRSTLY, PLACE THE TERRAZZO BASE AS SHOWN IN THE PICTURE AND SCREW THE GIVEN ROD AS PER IMAGE.

STEP 2.



NOW, WITH THE HELP OF 2 PEOPLE PLACE THE GLASS TOP ON THE ROD SUCH AS THE HOLE OF GLASS TOP & ROD MATCHES.

FINALLY, SCREW THE GIVEN DECORATIVE BOLT AND TIGHTEN IT.



FULLY ASSEMBLE STRUCTURE.