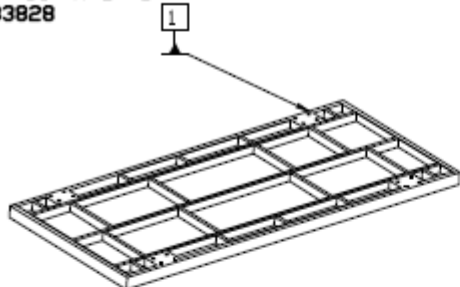
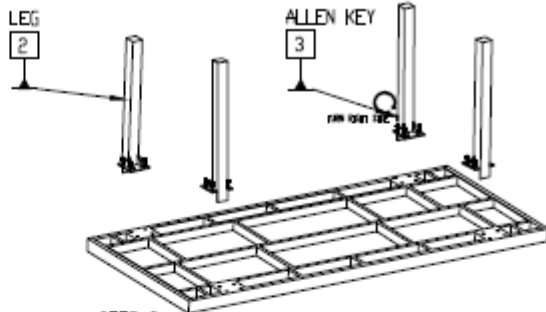


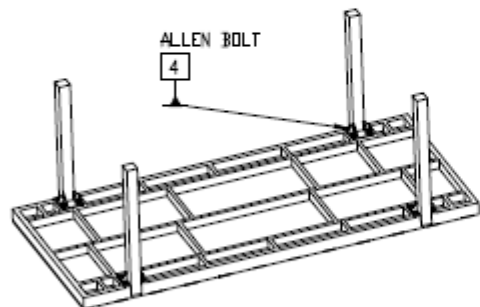
KARE DESIGN
ILLUSION GOLD DINING TABLE
 83828



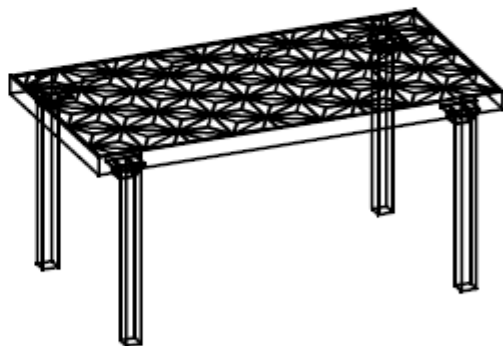
STEP-1
OPEN THE PACKING AND PLACE THE DINING TABLE
BOTTOM OF SIDE DOWN ON SMOOTH SURFACE (CARPET).



STEP-2
PLACE THE LEGS ON THE MATCH HOLES



STEP-3
USE THE ALLEN KEY TO SCREW THE ALLEN BOLT



1	DINING TABLE	01
2	LEGS	04
3	ALLEN KEY	01
4	ALLEN BOLT w / WASHER	16
ITEM NO.	DESCRIPTION	QTY.
ASSEMBLY INSTRUCTIONS VECTORI DINING TABLE		